

# Schwarz Nursery Garden Center

## 2024 Catalog

*Serving our community  
since 1971*

630-627-6261

# LIMITED GUARANTEE

## YOU PLANT

Plants sold at retail prices and not installed by Schwarz Nursery carry a one-year, 50% guarantee **on the dollar amount of the purchase.** Delivery charges are not guaranteed. One replacement only. **Sales receipt and dead plant(s) are required for all adjustments. No cash refunds. All adjustments are in the form of a store credit.**

## WE PLANT

Single plants costing \$250.00 or more carry a two-year, 100% guarantee **on the dollar amount of the plant and on the installation.** Delivery charges are not guaranteed. Replacements will be made at our earliest possible convenience. One replacement only.

Plants costing less than \$250.00 carry a one-year, 100% guarantee **on the dollar amount of the plant only.** The installation and delivery charges are not guaranteed. One replacement only.

Replacement plants may be picked up at the Garden Center at your convenience. **Sales receipt and dead plant(s) are required for all adjustments. No cash refunds. All adjustments are in the form of a store credit.**

All plants \$450 and over **MUST** be planted by Schwarz Nursery or the guarantee is void.

## EXCEPTIONS TO ABOVE GUARANTEES

- No guarantee if payment is not received in full within 10 days of completion.
- No guarantee if plants die from theft or vandalism, lack of or poor maintenance or acts of God.
- No guarantee on roses, annuals, perennials, ground covers, vines or plants smaller than 1 gallon pot.
- No guarantee on material planted in containers or planter boxes above ground level.
- Size and availability of replacement plants are not guaranteed.
- Hemlock are not guaranteed.

**SALES RECEIPT AND DEAD PLANTS ARE REQUIRED FOR ALL ADJUSTMENTS. NO CASH REFUNDS.**

**DUE TO THE PERISHABILITY OF OUR PRODUCT, ALL SALES ARE FINAL. PLANT MATERIALS ARE NOT RETURNABLE. PLEASE MAKE YOUR SELECTIONS WITH CARE.**

# CONTENTS

SHADE TREES .....	3
ORNAMENTAL TREES .....	7
ORNAMENTAL SHRUBS .....	13
EVERGREENS .....	27
BROADLEAF EVERGREENS .....	35
PLANT REFERENCE .....	37
PLANTING FEES .....	40
DELIVERY FEES .....	inside back cover
GUARANTEE .....	inside front cover

## SYMBOLS KEY

<input type="checkbox"/>	Prefers full sun
<input checked="" type="checkbox"/>	Tolerates partial shade
■	Tolerates full shade
◆	Requires sulfur applications for acidic soil
H	Height range
S	Spread range
R	Rate of growth
S	Slow (1' or less per year)
M	Medium (1-2' per year)
F	Fast (2' or more per year)

## CONTAINER SIZES

#25	(22.8 gal, 104.4L)
#15	(12.4gal,46.78L)
#10	(9.0 gal, 34L)
#7	(6.8gal, 25.9L)
#5	(3.6gal, 13.74L)
#3	(2.8gal, 10.44L)
#2	(1.6gal, 6.19L)

Schwarz Nursery will try to hold prices constant throughout the year; prices, however, are subject to change without notice.

## SCHWARZ NURSERY IS A MEMBER OF:

- Illinois Arborists' Association
- Illinois Landscape Contractors' Association



## **WELCOME TO SCHWARZ NURSERY!**

### **OUR MISSION**

Our mission is to be recognized by our customers for having both the highest quality products and services available.

For all whom we do business with, we will adhere to the highest standards of business conduct.

### **Advantages of buying from Schwarz:**

- ☐ **Trained Horticulturists.** Our educated, expert staff includes a certified arborist and several Illinois Certified Nursery Professionals.
- ☐ **Landscape Architect and Designers.** We can meet all your landscape design requirements.
- ☐ **Professional Gardening Advice.** Sign up to receive our email newsletter that contains garden ing tips and advice as well as information on any sales or events we have during the year.
- ☐ **Perennial Garden Club.** For a nominal yearly membership charge, perennial plant customers receive exclusive discount purchase bonuses and special mailings. Ask our garden center sales staff for full details.

# SHADE TREES

## ASPEN, QUAKING



*Populus tremuloides*

H: 50-60' S: 30' Rate: F

The small green leaves tremble in a slight breeze for a beautiful effect. Found in moist, shallow, rocky or clay soils. Leaves turn yellow in fall.

1 1/2-2" 395.00

2 1/2" 495.00

## BALDCYPRESS, COMMON



*Taxodium distichum "Shawnee Brave"*

H: 50-60' S: 20-30' Rate: M

Deep sage green foliage on this deciduous evergreen.

Cinnamon exfoliating bark. Water tolerant.

2 - 2 1/2" 535.00

## BEECH,

*Fagus*

TRICOLOR



H: 20-30' S: 15-20' Rate: S

A striking tree with purple leaves and irregular cream and rose borders. Color maintained best in part shade.

Limited sizes & quantities available

## COFFEETREE, KENTUCKY



*Gymnocladus dioica*

H: 60-70' S: 40-50' Rate: M

Unique, coarsely-branched shade tree with rounded habit.

Large seed pods are produced. Very hardy.

2" Limited quantities available 495.00

## COFFEETREE, ESPRESSO KENTUCKY



*Gymnocladus dioica 'Espresso'*

H: 50' S: 35' Rate: S-M

Seedless variety with doubly compound leaves give this tree a tropical feel. Bluish-green leaves turn yellow in fall. Heat and drought tolerant.

2" 495.00

2 1/2" 550.00

## GINKGO



H: 40-50' S: 35-50' Rate: S

Unique, fan-shaped leaves turn golden yellow in fall. This upright, non-fruiting strain becomes broad with age.

2 1/2" 595.00

## HONEYLOCUST, SKYLINE



*Gleditsia tricanthos 'Skycole'*

H: 40-50' S: 35-40' Rate: F

This rapid-growing, thornless, seedless tree is ideal where filtered shade is desired. Bright yellow fall color.

Adaptable to most soils.

2 1/2" 550.00

# SHADE TREES

## HORSECHESTNUT, RED



***Aesculus x carnea 'Fort McNair'***

H: 25-30' S: 30' Rate: S-M

In May, the showy dark pink flowers that are produced are 6-8".

#25 container 525.00

## LINDEN, GREENSPIRE LITTLELEAF



***Tilia cordata 'Greenspire'***

H: 30-40' S: 30-35' Rate: S-M

Symmetrical branching with a narrow, pyramidal to oval form. Dark green leaves turn a nice yellow in fall.

2 1/2" 535.00

## MAPLE, ARMSTRONG



***Acer rubrum 'Armstrong'***

H: 45' S: 15' Rate: M-F

A fast growing, columnar selection. A very tall, narrow tree with ascending branches. Widely used for street planting with limited space. Light green leaves in summer, yellow to orange/red in fall.

2 1/2" 535.00

## MAPLE, AUTUMN BLAZE



***Acer x freemanii 'Jeffersred'***

H: 50-60' S: 40' Rate: M-F

Hybrid of Silver & Red Maple. This is a fast-growing Maple that is drought tolerant and will grow in most soils. Fall color is yellow to orange-red.

#15 container 250.00

2" 395.00

2 1/2" 535.00

3" 650.00

3 1/2" 795.00

## MAPLE, BRANDYWINE



***Acer rubrum 'Brandywine'***

H: 40' S: 30' Rate: M-F

A seedless variety of red maple. Green leaves turn red in fall.

Container 250.00

2-2 1/2" 535.00

## MAPLE, CELEBRATION



***Acer x freemanii 'Celzam'***

H: 50' S: 35' Rate: M-F

Deeply cut green leaves turn yellow to orange in fall. Strong branching resists storm damage. Tolerant of most soils. Essentially seedless.

3" 695.00

3 1/2" 795.00

# SHADE TREES

## MAPLE, CRIMSON SUNSET



*Acer truncatum x A. platanoides*

H: 35'

S: 25'

Rate: S

Upright oval habit. Deep purple/red foliage turns maroon to reddish bronze in fall. Does well in summer heat.

2 1/2"

595.00

3"

695.00

## MAPLE, MARMO



*Acer x freemanii 'Marmo'*

H: 70'

S: 35'

Rate: M

A selection from the Morton Arboretum. Uniform upright habit. Fall color is mottled red and green to burgundy and yellow. Adapts to heavy clay soil.

2-2 1/2"

535.00

3"

635.00

## MAPLE, REDPOINTE



*Acer rubrum 'Frank Jr.'*

H: 45'

S: 35'

Rate: M



Upright, broadly pyramidal form. Strong dominant leader. This fast growing variety has beautiful red fall color.

2 1/2"

535.00

3"

650.00

## MAPLE, SUGAR



*Acer saccharum*

H: 50'

S: 35-40'

Rate: S-M

This stately maple has brilliant hues of yellow and orange in fall. Slow-growing and long-lived.

2"

450.00

2 1/2"

550.00

3"

695.00

## MAPLE, SUN VALLEY



*Acer rubrum 'Sun Valley'*

H: 40'

S: 35'

Rate: S-M

A **seedless** variety that is a hybrid between Red Sunset and Autumn Flame maple. Glows in fall with reliable bright red color.

#15 container

250.00

2 1/2"

550.00

3"

695.00

# SHADE TREES

## OAK, BUR



### *Quercus macrocarpa*

H: 55-75' S: 55-75' Rate: M-F

Beautiful oak with attractive, corky bark. Dark green leaves turn yellow to yellow-brown in fall.

2 1/2"	575.00
3"	750.00

## OAK, RED



### *Quercus rubra*

H: 60' S: 45' Rate: M-F

Beautiful rounded form. Large, glossy green leaves turn maroon-red in fall.

2 1/2"	575.00
3"	750.00
3 1/2"	900.00

## OAK, SWAMP WHITE



### *Quercus bicolor*

H: 45' S: 45' Rate: S-M

An excellent tree for wet areas that also does well in dry soils. Fall color can vary from yellow to red.

2 1/2"	575.00
3"	750.00

## PLANETREE, EXCLAMATION! LONDON



### *Platanus x acerifolia 'Morton Circle'*

H: 55' S: 35' Rate: M-F

Densely branched, uniform tree with strong central leader. Large green leaves turn yellow/brown in fall. Attractive, exfoliating bark, mottled brown, green and tan. Fast grower when young, up to 3' per year. Tolerant of poor soils, pollution and drought.

2 1/2"	535.00
3"	650.00

## TULIP TREE



### *Liriodendron tulipifera*

H: 60' S: 30' Rate: F

Fast growing native tree with tulip-shaped yellow-green flowers in early summer. Yellow fall color. Likes a moist well drained soil. Rarely fed on by Japanese Beetle.

Limited availability

Schwarz Nursery will try to hold prices constant throughout the year; prices, however, are subject to change without notice.

# ORNAMENTAL TREES

## AMELANCHIER (Autumn Brilliance Serviceberry) ☐ ☒ ☐

H: 20-25' S: 15' Rate: M

Showy white flowers in early spring and beautiful red to orange fall color. Attractive black striations on mature bark add year round interest. Edible fruit.

5'	multi stem	300.00
6'		395.00
7'		500.00
8'		595.00

Container	single stem	300.00
2"		375.00
2 1/2"		475.00

## BIRCH, DAKOTA PINNACLE ☐ ☒

H: 35' S: 10' Rate: M

A new introduction with white bark, columnar spire-like habit. Dark green leaves turn yellow in fall. Adaptable to both dry and moist locations. Tolerant of pollution. Always keep a 2-3" layer of mulch on root system. **SPRING DUG ONLY.**

2"	495.00
2 1/2"	550.00

## BIRCH, RIVER ☐ ☒

H: 30-40' S: 30' Rate: M-F

Beautiful, peeling, cinnamon-brown bark. Tolerant of wet soils and resistant to Bronze Birch Borer. Multi-stemmed specimens. Ask for our Birch Tree Care handout. Always keep a 2-3" layer of mulch on root system. **SPRING DUG ONLY.**

8-9'	450.00
------	--------

## BIRCH, ROYAL FROST ☐

H: 40' S: 25' Rate: S-M

Purple bronze leaves turn yellow-orange to reddish in fall. Leaves contrast nicely with the white bark. Resistant to Japanese Beetle. Always keep a 2-3" layer of mulch on root system. **SPRING DUG ONLY.**

8'	550.00
10'	650.00

## BIRCH, WHITESPIRE ☐ ☒

H: 30-40' S: 25' Rate: M-F

Attractive white bark with graceful branching. This variety is less susceptible to Bronze Birch Borer. Always keep a 2-3" layer of mulch on root system. **SPRING DUG ONLY.**  
Limited availability

## CHERRY, KWANZAN ☐

H: 20-25' S: 15-20' Rate: M

Large, double pink blooms in spring are very showy. Leaves emerge bronze red changing to green. An upright vase shape. No fruit. This is one of the varieties you see in Washington D.C.

#15 container	275.00
---------------	--------

# ORNAMENTAL TREES

## CHERRY, WEeping PINK SNOW SHOWERS □

H: 25'                      S: 20'                      Rate: S-M

Weeping cherry with long, pendulous branches covered with pink flowers in spring. Fragrant. Spray treatment may help prevent borer problems. Ask for our informational handout.

#10 container 300.00

## CRABAPPLE, CORALBURST □

*Malus 'Coralcole'*

H: 10-15'                      S: 12-15'                      Rate: S

Coral pink, semi-double, fragrant flowers. Has a uniform, compact, rounded habit. Green leaves. Good disease resistance. Fruit is yellow/green.

#10 container 250.00

B & B 3' head 475.00

## CRABAPPLE, LOLLIPOP □

*Malus 'Lollizam'*

H: 8'                      S: 8'                      Rate: S

A neat, tidy form on this dwarf crabapple. Green foliage with a compact habit that resembles a lollipop. White, fragrant flowers with yellow fruit. Disease resistant.

#15 container 250.00

## CRABAPPLE, PINK PRINCESS □

H: 8'                      S: 12'                      Rate: S

Fragrant, pink flowering crab with a dwarf, spreading Habit similar to Sargent. Foliage is purplish/red, turning bronze/green. Deep red fruit.

#10 container 250.00

## CRABAPPLE, RED JEWEL □

H: 15'                      S: 12'                      Rate: M

This white-flowering crab has an upright, pyramidal habit. Dark green leaves and persistent red fruit.

1 3/4" - 2" 475.00

6-7' multi stem 395.00

## CRABAPPLE, SARGENT □

H: 6-10'                      S: 12'                      Rate: S

With its lovely fragrant white flowers and tiny red fruit, this low-spreading crab is an attractive focal point in any landscape. Disease resistant.

#15 container 250.00

1 3/4" 395.00

## CRABAPPLE, SARGENT CANDYMINT □

H: 10'                      S: 15-18'                      Rate: S

Pink, fragrant flowers edged in red. Leaves emerge red, turning to green in summer. Bark is reddish brown. Red fruit.

6' 395.00

# ORNAMENTAL TREES

## CRABAPPLE, SPARKLING SPRITE



H: 12'

S: 12'

Rate: S

Pink buds open to white flowers. Bright green leaves.

Fruit is yellow to golden orange. Good disease resistance.

B & B 2' head

395.00

## CRABAPPLE, SPRING SNOW



H: 25'

S: 15-20'

Rate: S

White fragrant flowers with green leaves. Nearly fruitless.

#15 container

250.00

2 1/2"

475.00

## CRABAPPLE, SUGAR TYME



H: 18'

S: 15'

Rate: M

Pale pink buds open to fragrant white flowers. Leaves

are green. Fruit is persistent, bright red and remain colorful

throughout the winter. Good disease resistance.

#15 container

250.00

2"

395.00

## DOGWOOD, CORNELIANCHERRY



H: 15-20'

S: 15-20'

Rate: M

Yellow flowers in early spring. Mottled bark adds character

in winter. Low-branched tree.

2"

single stem

500.00

7'

multi stem

450.00

## HORNBEAM, EUROPEAN FRANZ FONTAINE



*Carpinus betulus 'Franz Fontaine'*

H: 30-35'

S: 15-18'

Rate: S-M

Narrow form that will stay with age. Yellow in fall.

1 3/4 -2"

350.00

2 1/2"

500.00

## KATSURATREE, HANNA'S HEART



H: 25'

S: 15'

Rate: S-M

Heart shaped leaves are green in summer turning yellow

to orange in fall.

#7

250.00

## LILAC, JAPANESE TREE



*Syringa reticulata 'Ivory Silk'*

H: 20-30'

S: 15-20'

Rate: M

Small tree with very large, fragrant white flowers in early

summer. Cherry-like, reddish-brown bark is an attractive

winter feature.

2"

single stem

375.00

2 1/4"-2 1/2"

475.00

5-6'

multi stem

325.00

6-7'



425.00

7-8'

525.00



# ORNAMENTAL TREES

## MAGNOLIA, ANN

H: 8-10'      S: 10'      Rate: S-M         
Deep purple-red flowers in spring, slight fragrance.  
Rounded, low-branching form.

4'      300.00

## MAGNOLIA, JANE

H: 10-12'      S: 10-12'      Rate: S-M         
Rounded, low-branched form. Dark pink flowers with white  
center create a magnificent display before leaves emerge.  
Slightly fragrant.

#7 container      225.00  
5-6'      450.00

## MAPLE, JAPANESE varieties



This small specimen tree requires well-drained soil and a  
location that is protected from direct wind.  
Selection best in spring.

### Bloodgood

H: 12-15'      S: 12-15'  
Upright tree with red leaves that turn brilliant scarlet in fall.  
Retains color well in summer heat. Best in filtered sun.

### Emperor I

H: 8-10'      S: 10-12'  
Dark red leaves turn scarlet in fall. Dark red-brown bark.  
Holds leaf color in summer. Heat tolerant.

### Purple Ghost

H: 8'      S: 4-6'  
Upright tree leafs out with deep purple leaves with dark  
veins. Fall color bright red to orange. Tolerates sun.

### Rhode Island Red

H: 6'      S: 6'  
A dwarf variety with red leaves and compact habit.

### Tamukeyama

H: 8-10'      S: 10-12'  
New foliage is crimson-red changing to bright scarlet.  
Laceleaf tree with a weeping habit.

**Specimens are priced individually**

Schwarz Nursery will try to hold prices constant  
throughout the year; prices, however, are subject  
to change without notice.

# ORNAMENTAL TREES

## MAPLE, KOREAN varieties



### *Acer pseudosieboldianum*

A great substitute for Japanese maple in colder climates.  
Tolerant of wind. Selection is best in spring.

## JACK FROST COLLECTION

Hybridized at Iseli nursery, combining the hardiness of the Korean Maple with the beauty of Japanese maple.

These maples have been selected to tolerate the dramatic weather shifts in the upper Midwest.

Hardy to zone 4.

### Northwind

H: 15-20'      S: 15'      Rate: S

Leaves emerge red in spring, turn light green for summer, and orange-scarlet in fall. Upright habit.

#15 container

750.00

## MAPLE, PAPERBARK



### *Acer griseum*

H: 20-35'      S: 15-20'      Rate: S

Beautiful orange-red color late in the fall. As the name implies, bark exfoliates attractively adding to the year-round interest.

Specimens individually priced.

# ORNAMENTAL TREES

## REDBUD, EASTERN



H: 20-25'

S: 20'

Rate: S-M

Rosy-pink to lavender flowers line the stems of this graceful specimen tree in early spring. Heart-shaped leaves turn a bright yellow in fall. Single and multi-stem plants available.

#10 & #15	Single-stem	295.00
1 1/2"-2"	Single-stem	395.00
2 1/2"	Single-stem	495.00
5'	Multi Stem	350.00
6'	Multi Stem	450.00

## SEVEN SON FLOWER TEMPLE OF BLOOM



*Heptacodium miconioides*

H: 6-10'

S: 6-10'

Rate: S

Unique, fragrant white flower buds appear in August.

Red calyces are formed after flowers drop which provide color late into the fall. Peeling bark adds winter interest.

#5	Limited Quantities	75.00
----	--------------------	-------

Schwarz Nursery will try to hold prices constant throughout the year; prices, however, are subject to change without notice.

# ORNAMENTAL SHRUBS

## AMELANCHIER, STANDING OVATION



H: 12-15'

S: 3-4'

Rate: S

Rounded leaves are blue/green in summer turning red and orange in fall. White flowers in spring. Some fruit produced. Good choice for areas with narrow access.

#5

Available in summer

65.00

## BARBERRY, CRIMSON PYGMY



H: 18-24"

S: 2-3'

Rate: S

Compact mounded form with red leaves all season. Excellent for rock gardens and accent plantings.

#3

49.00

#5

59.00

## BARBERRY, SUNJOY CITRUS



H: 2-3'

S: 2-3'

Rate: S

A bright yellow barberry with a neat rounded habit. Does best in full sun, foliage does not burn. Likes a well drained soil.

#3

59.00

## BARBERRY, SUNJOY GOLD PILLAR



H: 3-4'

S: 18"

Rate: S

Bright golden foliage with red new growth. Interesting columnar habit. Resistant to sunburn.

#5

59.00

## BARBERRY, SUNJOY TANGELO



H: 3-4'

S: 3-4'

Rate: S

Bright, orange-red leaves that are often accented by a distinct chartreuse margin. Prefers a well drained soil. Prune to shape in summer.

#3

59.00

## BEAUTYBERRY, EARLY AMETHYST



*Callicarpa 'Early Amethyst'*

H: 3-4'

S: 3-4'

Rate: S

Lavender pink blooms are followed by outstanding amethyst colored fruit that line the stems. Green leaves turn yellow in the fall. **Not Guaranteed.**

#3 & #5

59.98

# ORNAMENTAL SHRUBS

## BUCKEYE, BOTTLEBRUSH



*Aesculus parviflora*

H: 6-8'

S: 6'

Rate: S

Wide-spreading, slow-growing dense shrub. Large white flowers form a spectacular display in summer.

#5

125.00

## BURNING BUSH, COMPACT



H: 7-9'

S: 5-7'

Rate: S

Bright green leaves turn an outstanding fire-red fall color. Interesting branching enhances the winter landscape. Better fall color when planted in full sun. Can be easily maintained at 3'.

#3 & #5

70.00

## BUTTERFLY BUSH



*Buddleia davidii*

H & S: Vary by variety

Rate: M

We carry several varieties of this summer-blooming plant with large spiked flowers. Pruning out dead blooms encourages longer flowering time. Prune back plant in spring. **Not guaranteed.**

#3

49.98

## BUTTONBUSH, SUGAR SHACK



H: 4'

S: 4'

Rate: S-M

Fragrant white flower spheres appear in summer that attract hummingbirds and butterflies. Red berries.

Does well in wet soil.

#3

63.00

## CALYCANTHUS, SWEETSHRUB



H: 5-6'

S: 5-6'

Rate: S-M

Fragrant, large red flowers bloom most of the summer.

Glossy green leaves. **Not guaranteed**

#3 & #5

59.98

## CHOKEBERRY, LOW SCAPE HEDGER



H: 3-5'

S: 2-3'

Rate: S-M

Dense, glossy green leaves turn red and orange in fall.

White flowers in spring. Can be in wet or dry soil. Makes a nice hedge. Non-suckering. Drought and salt tolerant.

#3

53.00

## CHOKEBERRY, LOW SCAPE MOUND



H: 18-24"

S: 18-24"

Rate: S

Dwarf variety with white flowers in spring. Glossy green leaves turn red in fall. Fruit is black. Forms a nice mound.

#3

53.00

# ORNAMENTAL SHRUBS

## CLETHRA, HUMMINGBIRD



H: 2-3'

S: 3-4'

Rate: S

Fragrant white flowers in summer. Likes moist soil.

Yellow fall color.

#3

59.00

## CLETHRA, RUBY SPICE



H: 3-6'

S: 3-4'

Rate: S

Bright pink flowers in midsummer that hold their color.

Nice yellow fall color on leaves. Likes a moist soil.

#3

59.00

## COTONEASTER, CRANBERRY



H: 2-3'

S: 3-5'

Rate: M

Excellent spreading shrub. Glossy green leaves, bright red berries in fall. A nice plant for rock gardens.

#3

49.00

## COTONEASTER, PEKING



H: 8-10'

S: 6-8'

Rate: M

Pinkish-white flowers in early spring followed by glossy green leaves. An upright grower, excellent for hedging at 4-6' and in shrub borders. Red to yellow fall colors.

#5

55.00

## CURRENT, ALPINE EUROPA



H: 4-6'

S: 4-6'

Rate: M

Excellent dense plant for low hedges. Glossy green leaves emerge very early in spring. Yellow fall color.

#5

60.00

## CURRENT, ALPINE (Green Mound)



*Ribes alpinum* 'Green Mound'

H: 2-3'

S: 2-3'

Rate: M

Dwarf variety with dense, mounding habit. Useful in a large grouping or as a very low hedge.

#5

60.00

## DEUTZIA, YUKI CHERRY BLOSSOM



H: 1-2'

S: 1-2'

Rate: M

A low spreading habit, loaded with pink flowers in Spring. Leaves turn burgundy-purple in fall. Prune after flowering if needed.

#2

50.00

# ORNAMENTAL SHRUBS

## DIERVILLA, KODIAK BLACK



H: 3-4'

S: 3-4'

Rate: M

Dark burgundy-black foliage, especially intense in spring and fall. Bright yellow flowers in summer. Drought tolerant. Deer resistant. Attracts butterflies and hummingbirds.

#3

59.00

## DIERVILLA, KODIAK ORANGE



H: 3-4'

S: 3-4'

Rate: M

New growth is orange, changing to green, and back to bright orange in fall. Yellow flowers in summer. A durable plant, not invasive, tolerant of most soils. Deer resistant. Also does well in dry shade. Attracts butterflies and hummingbirds.

#3

59.00

## DIERVILLA, KODIAK RED



H: 3-4'

S: 3-4'

Rate: M

New growth is burgundy, changing to green with a red edge in summer, and vivid red in fall. Yellow flowers in summer. A durable plant, not invasive, tolerant of most soils. Deer resistant. Also does well in dry shade. Attracts butterflies and hummingbirds.

#3

59.00

## DIERVILLA, NIGHTGLOW



H: 2-3'

S: 2-3'

Rate: M

Yellow flowers in spring with deep red leaves. More compact in habit than other Diervilla.

#3

59.00

## DOGWOOD, ARTIC FIRE



H: 3-4'

S: 3-4'

Rate: M

A dwarf variety of Redtwig with bright red stems in winter. Green leaves in summer.

#3

55.00

## DOGWOOD, REDTWIG



H: 6-8'

S: 6-8'

Rate: F

Bright red stems in winter give a cheery landscape effect. Useful for screening. Adaptable to wet soils. Can be trimmed as low as 3'.

#5

55.00

## DOGWOOD, VARIEGATED IVORY HALO



H: 5-7'

S: 5-7'

Rate: M-F

White edges around the leaves give a beautiful, two-toned summer effect. Bright red stems in winter. Can be trimmed as low as 3'.

#5

55.00

# ORNAMENTAL SHRUBS

## FORSYTHIA, SHOW OFF

☐☒

H: 5'

S: 5'

Rate: M

Yellow flowers in early spring on this compact plant. It has an improved flower display than older varieties.

#3

59.00

## FORSYTHIA, SPRING GLORY/ LYNWOOD GOLD ☐☒

H: 8-10'

S: 6-10'

Rate: F

Upright, arching branches with bright yellow flowers in early spring. Flowers give way to attractive bluish-green foliage. Useful for screening and shrub borders. Tolerates pruning as low as 4'.

4'

60.00

## FOTHERGILLA, DWARF GARDINA

☐☒■

H: 2-3'

S: 2-3'

Rate: S

◆

Handsome specimen with feathery spikes of white flowers in spring. Outstanding yellow to red fall color.

#3

59.00

## FOTHERGILLA, MT. AIRY

☐☒■

H: 3-5'

S: 3-4'

Rate: S

◆

Bottlebrush creamy white blooms in early spring. Green leaves turn orange-red in fall.

#3

59.00

## HAZELNUT, CONTORTED

☐☒

H: 6-8'

S: 6-8'

Rate: S

A unique specimen. Unusual gnarled branches provide seasonal interest. Also known as "Harry Lauder's Walkingstick."

Limited availability

## HYDRANGEA, ANNABELLE

☒■

H: 2-3'

S: 3'

Rate: F

Large, showy white flowers in summer. Likes a moist, shady spot. Prune near the ground in late fall or early spring.

#5

59.00

## HYDRANGEA, BLOOMSTRUCK

☒■

H: 3-4'

S: 4-5'

Rate: M

◆

An Endless Summer intro with large blooms that are pink in alkaline soils or blue in acidic soils.

Reblooms summer to fall. Good heat tolerance.

#3

59.00

## HYDRANGEA, ECLIPSE

☒

H: 3-5'

S: 3-5'

Rate: M

◆

New for 2024. Eclipse has dark purple/green leaves that hold the color in summer heat. Blooms are cranberry in color with creamy white centers.

#2

59.00

# ORNAMENTAL SHRUBS

## HYDRANGEA, ENDLESS SUMMER



H: 3-5'

S: 3-5'

Rate: M



The first *Hydrangea macrophylla* that blooms on both old and new wood for repeat-blooming color all season.

Flowers are pink in alkaline soils and blue in acidic soils.

In first 2 years, plant will require more frequent watering until roots become established.

#3

59.00

## HYDRANGEA, FIRELIGHT



H: 5-6'

S: 5-6'

Rate: M



Large white flowers in summer change to pink-red. Sturdy stems support the flowers.

#3 & #5

65.00

## HYDRANGEA, FIRELIGHT TIDBIT



H: 2-3'

S: 3'

Rate: M



White blooms turn pink to red. Leaves turn red in fall.

#3

65.00

## HYDRANGEA, INCREDIBALL



H: 4-5'

S: 4-5'

Rate: M

Huge white flowers (up to 12") on this very cold hardy Hydrangea. Flowers are supported on strong sturdy stems.

#3 & #5

65.00

## HYDRANGEA, LIMELIGHT PRIME



H: 4-6'

S: 4-5'

Rate: M

Blooms earlier than Limelight. Flowers are green changing to pink and red tones. Strong stems support flowers.

#3 & #5

65.00

## HYDRANGEA, LITTLE LIME



H: 3-4'

S: 3-4'

Rate: M

A dwarf form of Limelight. Greenish-white blooms fade to pink in fall.

#3

59.00

## HYDRANGEA, LITTLE LIME PUNCH



H: 3-5'

S: 3-5'

Rate: M

Blooms change from lime to white to pink to red, starting at bottom of flower and moving up. Often times all colors are on plant at one time.

#3

59.00

**Pick up a copy of our informational handout on the Correct pruning time for Hydrangea**

# ORNAMENTAL SHRUBS

## HYDRANGEA, OAKLEAF



Alice, Snow Queen, Gatsby Gal, Ruby Slippers

H: 4-5'

S: 4-5'

Rate: S



Valued for its foliage and exfoliating brown bark.

Spectacular fall color in many shades. Requires a protected location for flowering. Flower color is white turning pinkish-purple in summer.

#3 & #5

59.00

## HYDRANGEA, OAKLEAF 'PEE WEE'



### 'SIKES DWARF'

H: 2-3'

S: 2-3'

Rate: S



A more compact form of Oakleaf with smaller, more refined leaves and flowers. White blooms in May-June.

#3 & #5

59.00

## HYDRANGEA, QUICK FIRE



H: 6-8'

S: 6-8'

Rate: M-F

This variety blooms much earlier than others, extending the bloom time from early summer thru fall. White flowers change to a rich pinkish-red before others start to flower.

#3 & #5

65.00

## HYDRANGEA, QUICK FIRE FAB



H: 6-8'

S: 5-6'

Rate: M

Cone shaped flowers are white, changing to pink and red in late summer, fall.

#3

65.00

## HYDRANGEA, LITTLE QUICK FIRE



H: 3-5'

S: 2-3'

Rate: M

A compact form of Quick Fire. Same attractive flowers.

#3

59.00

## HYDRANGEA, TINY QUICK FIRE



H: 1 1/2 - 3'

S: 2-3'

Rate: M

A dwarf form of Quick Fire. Same attractive flowers.

#3

59.00

**Pick up a copy of our informational handout on the Correct pruning time for Hydrangea**

# ORNAMENTAL SHRUBS

## HYDRANGEA, STRAWBERRY SUNDAE



H: 4-5'

S: 3-4'

Rate: M



A compact form of Vanilla Strawberry. Flowers change from white in summer to pink and red in fall.

#3

65.00

## HYDRANGEA, SUMMER CRUSH



H: 18-36"

S: 18-36"

Rate: M



A 2019 introduction from Endless Summer. Flowers are raspberry red in alkaline soil or purple in acidic soil.

#3

59.00

## HYDRANGEA, TWIST-n-SHOUT



H: 3-5'

S: 3-5'

Rate: M



Lacecap blooms are deep pink or blue. Blooms on both new and old wood.

#3

65.00

## ITEA, LITTLE HENRY SWEETSPIRE



*Itea virginica* 'Sprich'

H: 2-3'

S: 3'

Rate: M

Fragrant white flower spikes in summer give way to beautiful red-purple fall color. Low-mounding form. Not guaranteed.

#3

49.98

## LILAC, BLOOMERANG DARK PURPLE



H: 4-6'

S: 4-6'

Rate: M

Dark purple is bigger than Bloomerang with larger, more rounded flowers. A fragrant re-bloomer.

#3

65.00

## LILAC, COMMON & FRENCH Varieties



Large clusters of fragrant flowers suitable for cutting. Wide-spreading, sturdy form. Needs well-drained soil.

### Common

H: 12-15'

S: 8-12'

Rate: M

Classic lavender flowers, highly fragrant.

#5

69.00

### Common white

H: 12-15'

S: 8-12'

Rate: M

Fragrant, white flowers.

#5

69.00

### Charles Joly

H: 8-10'

S: 6-8'

Rate: M

Fragrant, double purple-red flowers.

#5

69.00

# ORNAMENTAL SHRUBS

## LILAC, DWARF VARIETIES

These dwarf varieties are very hardy and reliable bloomers.

### LILAC, DWARF KOREAN



***Syringa meyeri* 'Palibin'**

H: 4-6'

S: 4-6'

Rate: S-M

Excellent dwarf plant. Dark purple buds open to fragrant, purple flowers on a dense rounded shrub. Glossy green leaves with wavy margins. Can be maintained at 3'. Also available in standard Tree Form.

#3 & #5

59.00

Tree Form Specimen

475.00

### LILAC, MISS KIM DWARF



***Syringa patula* 'Miss Kim'**

H: 5'

S: 3-5'

Rate: M

An outstanding dwarf variety with fragrant, pale purple flowers in spring. Handsome leaves are larger than other dwarf varieties and turn purplish in fall.

Can be maintained at 3'.

#5

59.00

Larger sizes limited availability

### LILAC, BABY KIM DWARF



***Syringa patula* 'Miss Kim'**

H: 2-3'

S: 2 1/2 - 3'

Rate: M

A dwarf variety with fragrant, purple flowers in spring. Blooms do not fade.

#5

59.00

### MOCKORANGE, ILLUMINATI TOWER



H: 3-4'

S: 2'

Rate: M

Upright habit on this new variety. Fragrant white flowers in spring. Drought tolerant. Prune after flowering.

#3

55.00

### MOCKORANGE, SNOW WHITE FANTASY



H: 5'

S: 6'

Rate: M-F

Double white flowers up to 2" wide with a sweet, citrus fragrance.

#3

55.00

### NINEBARK, AMBER JUBILEE



H: 5-6'

S: 3-4'

Rate: M

Yellow orange leaves in summer, turns purple in fall. Pink/white flowers in summer.

#3 & #5

65.00

# ORNAMENTAL SHRUBS

## NINEBARK, COPPERTINA



H: 6-8' S: 6-8' Rate: M

Leaves emerge an attractive orange-copper in spring and change to a rich red in summer. White button-like flowers appear in early summer.

#5 65.00

## NINEBARK, LITTLE DEVIL



H: 3-4' S: 3-4' Rate: M

Deep burgundy foliage. Requires little pruning. White-pink flowers in June.

#3 59.00

## NINEBARK, SUMMER WINE



H: 5-6' S: 5-6' Rate: M

Dark crimson red leaves in a compact habit. Pinkish-white, button-like flowers appear in mid-summer.

#5 65.00

## PLUM, PURPLELEAF



*Prunus x cistena*

H: 6-8' S: 5-6' Rate: M-F

Pink flowers followed by purple foliage. Adapts to most soils. Spray treatment may help prevent borer problems. Ask for a free informational handout.

#5 55.00

5' 150.00

## PRIVET, CHEYENNE



H: 12-15' S: 12-15' Rate: F

Improved variety of the traditional Privet hedge. Can be maintained as low as 3'. Leaves are glossy green.

#5 59.00

4' 75.00

## PRIVET, STRAIGHT TALK



H: 12' S: 2-4' Rate: M

Upright, narrow habit. Drought tolerant.

3' 89.00

## ROSE-OF-SHARON



H: 8' S: 4-6' Rate: M

Large upright shrub with large pink, white or purple blooms in summer. **Not guaranteed.** Also available in tree form.

#3 & #5 69.98

## SMOKEBUSH, ROYAL PURPLE



H: 10-12' S: 8-10' Rate: M-F

Purple leaves with a unique, feathery, smoky-pink floral display through summer.

#5 79.00

## SMOKEBUSH, WINECRAFT BLACK



H: 4-6' S: 4-6' Rate: M-F

Purple-black leaves turn orange in fall. Burgundy flowers.

#5 79.00

# ORNAMENTAL SHRUBS

**SPIREA VARIETIES:** all varieties \$49.00

**SPIREA, BLUE KAZOO** ☐

*H:* 2-3' *S:* 2-3' *Rate:* M-F

Masses of white flowers in May. Interesting blue-green leaves emerge red in spring, change to red in fall.

**SPIREA, GOLDFLAME** ☐

*H:* 3-4' *S:* 3-4' *Rate:* F

New growth is mottled red, copper and orange turning soft yellow-green. Fabulous red fall color.

**SPIREA, GOLDMOUND** ☐

*H:* 2-3' *S:* 2-3' *Rate:* F

Golden leaves throughout the summer.

**SPIREA, LITTLE PRINCESS** ☐

*H:* 18-30" *S:* 3' *Rate:* F

Excellent dwarf shrub. Pink flowers adorn this dainty, bright green shrub. Mounding habit.

**SPIREA, MAGIC CARPET** ☐

*H:* 18" *S:* 2' *Rate:* F

Red shoots in spring mature into bronze, red-tipped foliage. Flowers in summer are deep pink. Foliage takes on rich russet tones in fall.

**SPIREA, SNOWMOUND** ☐

*H:* 3-4' *S:* 3-4' *Rate:* F

Bluish-green leaves with excellent white flowers in spring. Dense, compact growth habit.

**SPIREA, VANHOUTTEI 'Renaissance'** ☐

*H:* 5-7' *S:* 6-8' *Rate:* F

Beautiful white flowers in spring on gracefully arching branches. Allow sufficient space for specimens.

**ALL SPIREA VARIETIES** \$49.00

**SUMAC, GRO-LOW** ☐

*H:* 3' *S:* 4-5' *Rate:* S-M

Wide-spreading shrub. Excellent glossy green foliage. Nice red and orange fall color.

#3 47.00

# ORNAMENTAL SHRUB

## VIBURNUM, AMER. CRANBERRYBUSH REDWING

### *Viburnum trilobum* 'J N Select'

H: 8-12' S: 10-12' Rate: M-F ☐ ☒

White flowers. New growth is red, leaves are green in summer and turn a nice red fall color.

#5

60.00

## VIBURNUM, ARROWWOOD

☐ ☒

### AUTUMN JAZZ

#### *Viburnum dentatum* 'Ralph Senior'

H: 10-12' S: 8-10' Rate: M-F

Outstanding plant to form a wide, dense screen. White flowers in May-June, blue-black fruit. Fall colors from yellow, orange and red to burgundy.

#5

50.00

## VIBURNUM, ARROWWOOD

☐ ☒

### BLUE MUFFIN

#### *Viburnum dentatum* 'Christom'

H: 5-7' S: 4-6' Rate: M

A new compact form of Arrowwood. White flowers in spring are followed by clusters of rich blue berries.

Adaptable to most soil types. Yellow fall color.

#5

59.00

## VIBURNUM, BLACKHAW

☐ ☒

#### *Viburnum prunifolium*

H: 12-15' S: 8-12' Rate: S-M

Glossy green leaves turn dark red in fall. Horizontal branching gives an excellent winter effect. Suitable as a small specimen tree.

5'

425.00

## VIBURNUM, BURKWOOD

☐ ☒

#### *Viburnum x burkwoodii*

H: 6-8' S: 6-8' Rate: S-M

White fragrant flowers, lustrous dark green leaves.

Semi evergreen.

#7

120.00

## VIBURNUM, JUDDI

☐ ☒

#### *Viburnum carlesii x bitchiuense*

H: 6-8' S: 6-8' Rate: S-M

This Viburnum is valued for the highly fragrant white flowers in spring. Truly outstanding fragrance.

Limited availability

# ORNAMENTAL SHRUBS

## VIBURNUM, KOREANSPICE



*Viburnum carlesii*

H: 5-6'

S: 5-6'

Rate: S

The large white flowers are highly valued for their fragrance in spring. Truly remarkable.

Limited Quantities

## VIBURNUM, KOREANSPICE COMPACT



*Viburnum carlesii* 'Compactum'

H: 3'

S: 3'

Rate: S

A compact form with fragrant white flowers in spring.

#5

135.00

## VIBURNUM, MOHICAN



*Viburnum lantana* 'Mohican'

H: 6-8'

S: 6-8'

Rate: M

Leathery, gray-green leaves with long-lasting purplish fall color. White flowers and black berries produced.

#5

65.00

## VIBURNUM, OPENING DAY



*Viburnum plicatum* 'Opening Day'

H: 6-8'

S: 6-8'

Rate: S-M

Baseball size flowers in spring, emerge green then change to pure white. Compact, rounded plant.

Dark green leaves.

#5

65.00

## VIBURNUM, SNOWBALL



*Viburnum opulus* 'Sterile'

H: 10-12'

S: 10-12'

Rate: M

Large, double white flowers in spring resemble snow balls. Fruitless.

Limited availability

## WEIGELA, DARK HORSE



H: 3'

S: 3'

Rate: M

Pink flowers stand out against dark foliage. The leaves are bronze with lime green venation providing a high contrast when not in bloom.

#3

59.00

## WEIGELA, MY MONET



H: 12-15"

S: 15"

Rate: S

A dwarf variety with variegated leaves, reddish-pink flowers.

#2

53.00

# ORNAMENTAL SHRUBS

## WEIGELA, SONIC BLOOM PINK



H: 4-5'

S: 4-5'

Rate: S

Green leaves with hot pink blooms that start in May and continue in waves until frost. Deer resistant. Attracts Hummingbirds.

#3 & #5

69.00

## WEIGELA, SONIC BLOOM RED



H: 4-5'

S: 4-5'

Rate: S

Green leaves with Red blooms that start in May and continue in waves until frost. Attracts Hummingbirds.

#3 & #5

69.00

## WEIGELA, SPILLED WINE



H: 2-3'

S: 2-3'

Rate: S

Dark bronze/red foliage with pink flowers.

#3

59.00

## WEIGELA, WINE & ROSES



H: 4-5'

S: 3-5'

Rate: S

Incredible, dark burgundy-purple foliage that sets off rosy-pink flowers.

#5

59.00

## WILLOW, DAPPLED



H: 6-8'

S: 6'

Rate: M

Attractive shrub displaying salmon-pink stems and buds, then light green leaves mottled with white and pink. Color is best with regular shearing.

#5

55.00

## WITCHHAZEL, COMMON



*Hamamelis virginiana*

H: 12-15'

S: 12-15'

Rate: S-M

Fragrant yellow flowers appear in late fall. Leaves turn yellow in fall.

5'

285.00

## WITCHHAZEL, VERNAL



*Hamamelis vernalis*

H: 6-10'

S: 6-10'

Rate: S-M

Unique yellow flowers are displayed in winter. Golden yellow fall foliage color.

5'

285.00

# EVERGREENS

## ARBORVITAE—LOW GROWING VARIETIES

### ARBORVITAE, DANICA



*H:* 18-24"      *S:* 18-24"      *Rate:* S

Miniature globe arborvitae. Emerald Green foliage.

#2 49.00

### ARBORVITAE, FIRE CHIEF



*H:* 3-5'      *S:* 3-5'      *Rate:* S

Distinct foliage with reddish tips when in full sun.

Compact habit, requires little pruning.

#5 65.00

### ARBORVITAE, GLOBE (Woodward)



*H:* 4-6'      *S:* 4-6'      *Rate:* S-M

Grows naturally into soft, rounded form. Light green color.

#5 65.00

### ARBORVITAE, MR. BOWLING BALL



*H:* 2-3'      *S:* 2-3'      *Rate:* S

A compact globe with soft, feathery, fine textured foliage and sage-green color.

#3 & 5 65.00

# EVERGREENS

## ARBORVITAE – UPRIGHT VARIETIES

### ARBORVITAE, EMERALD □

*H: 10-20' S: 3-4' Rate: M*

Narrow, pyramidal form with bright green leaves. Trim to maintain size.

5'	185.00
5 1/2'	225.00
6'	275.00
6 1/2'	325.00
7'	350.00

### ARBORVITAE, GREEN GIANT □□

*H: 25-30' S: 8-10' Rate: F*

A fast growing evergreen useful as a screen or hedge. Does well in full sun and well drained soil, but will also do well in a part shade situation.

6' Limited quantity	300.00
---------------------	--------

### ARBORVITAE, HOLMSTRUP □□

*H: 4-8' S: 3' Rate: S*

Slow-growing dwarf, upright form with bright green foliage.

#5	65.00
#6	105.00

### ARBORVITAE, KELSOKI SPIRE □□

*H: 10' S: 3' Rate: S-M*

A columnar habit with scalloped fans of deep green foliage. Resembles a Hinoki Falsecypress. Works well as a specimen.

#10 Limited Quantities	175.00
------------------------	--------

### ARBORVITAE, LEPRECHAUN □□

*H: 7-10' S: 4-6' Rate: S*

Slow-growing dwarf, upright form with dark green, soft foliage. Dense, compact habit, low maintenance.

#10	220.00
-----	--------

### ARBORVITAE, NIGRA—Dark Green □□

*H: 20-30' S: 5-10' Rate: S-M*

Upright evergreen, works well as a screen

5'	275.00
6'	300.00

### ARBORVITAE, NORTH POLE □□

*H: 10-15' S: 3-5' Rate: S-M*

A hardy selection of 'Wintergreen', with dark green foliage. Good resistance to winter burn.

#15	150.00
-----	--------

### ARBORVITAE, PRIMO □

*H: 4' S: 1-2' Rate: S*

Rich, deep green summer color. Compact habit with a naturally sculpted shape. Narrow and upright.

#3	75.00
----	-------

# EVERGREENS

## ARBORVITAE – UPRIGHT VARIETIES

### ARBORVITAE, TECHNITO



H: 6-8'

S: 2-3'

Rate: S

A dwarf Techny with compact pyramidal habit.

4'

Limited Quantities

250.00

### ARBORVITAE, TECHNY (Mission)



H: 10-15'

S: 5-8'

Rate: S-M

Wide pyramidal form, excellent for screening and hedging. Can be maintained as low as 4-5'.

5'

250.00

5 1/2'

300.00

6'

350.00

6 1/2'

400.00

7'

450.00

### FALSECYPRESS, MOPS



*Chamaecyparis pisifera* 'Mops'

H: 2-4'

S: 2-4'

Rate: S

A low-mounding form with brilliant gold, thread-like foliage. Best gold color in full sun.

#3

65.00

### FIR, DOUGLAS



H: 40-80'

S: 12-20'

Rate: M

Soft blue-green to green needles. Conical, graceful habit. Not a true Fir.

Limited quantities available

### HEMLOCK, CANADIAN



*Tsuga canadensis*

H: 30-40'

S: 25-35'

Rate: S-M

The feathery texture of this tree lends a graceful appearance. Ideal for shady areas with well-drained soil. Useful as a trimmed hedge. Extremely intolerant of dry soils and windy areas.

5'

550.98

LIMITED QUANTITIES AVAILABLE

HEMLOCK ARE NOT GUARANTEED

# EVERGREENS

## JUNIPER—SPREADING VARIETIES

### JUNIPER, BLUE RUG



*H:* 3-6"      *S:* 6-8'      *Rate:* M

Blue color gives an excellent contrast to any setting.  
#5 60.00

### JUNIPER, DAUBS FROSTED



*H:* 18-24"      *S:* 4-6'      *Rate:* M

A two-toned effect produced by the new, light golden-yellow growth contrasting with feathery, bluish-green interior foliage.  
#5 65.00

### JUNIPER, LIMEGLOW



*H:* 2'      *S:* 4'      *Rate:* M

Feathery chartreuse/gold color makes a nice contrast in the garden. Changes to a mahogany color in winter.  
#3 60.00

### JUNIPER, SEA GREEN



*H:* 4-6'      *S:* 6-8'      *Rate:* F

Graceful, arching form with brilliant green foliage.  
#5 60.00

## JUNIPER—UPRIGHT VARIETIES

### JUNIPER, HETZ COLUMNAR



*H:* 10-15'      *S:* 4-6'      *Rate:* M

Upright habit, green foliage. Heavy fruit with maturity.  
5' 250.00.

### JUNIPER, SKYROCKET



*H:* 15-20'      *S:* 3'      *Rate:* M

Very narrow, columnar form. Silver-blue foliage.  
5' 250.00

### JUNIPER, SPARTAN



*H:* 10-18'      *S:* 3-4'      *Rate:* M

Densely branched pyramidal form, rich green foliage.  
6' 300.00

### JUNIPER, WICHITA BLUE



*H:* 10-15'      *S:* 3-4'      *Rate:* M

Densely branched pyramidal form, blue foliage.  
5' 250.00

# EVERGREENS

## MICROBIOTA (Russian Cypress)



H: 18" S: 4-5' Rate: S-M

Bright green foliage turns coppery brown in winter.

Foliage is similar in appearance to Arborvitae.

#3

65.00

## PINE, EMERALD ARROW



*Pinus leucodermis* 'Emerald Arrow'

H: 20' S: 8-10' Rate: M

Dense, narrow, pyramidal form with dark green needles.

New selection of Bosnian Pine. Very hardy.

4-5'

400.00

## PINE, LIMBER (Vanderwolf)



*Pinus flexilis* 'Vanderwolf's Pyramid'

H: 30-40' S: 15-20' Rate: M

Upright tree with soft, dark bluish-green foliage.

Very tolerant of winter winds. A good choice as a replacement for the Austrian Pine.

Limited sizes available

## PINE, MINT TRUFFLE



*Pinus leucodermis* 'Mint Truffle'

H: 10-12' S: 6-8' Rate: M

A new selection of Bosnian Pine with a dense, broadly pyramidal form. Dark green needles. Develops into a lovely small Pine tree.

4-5'

450.00

## PINE, MUGO SLOWMOUND



H: 4' S: 4-5' Rate: S

True dwarf with dark green needles, compact round habit.

#6

150.00

## PINE, WHITE



*Pinus strobus*

H: 50-70' S: 20-35' Rate: F

Soft blue-green needles. Not tolerant of salt spray. Native.

5'

450.00

7'

575.00

# EVERGREENS

## SPRUCE, BABY BLUE EYES



*Picea pungens 'Baby Blue Eyes'*

H: 15' S: 10' Rate: S

Silver-blue needles retain their color well. Tolerates dry soil and light shade. Good disease resistance.

4-4 1/2' 385.00

5' 485.00

## SPRUCE, BIRD'S NEST



*Picea abies 'Nidiformis'*

H: 3-4' S: 3-4' Rate: S

Neat, compact, nest-shaped evergreen. Can be easily maintained at 2'.

#3 65.00

## SPRUCE, BLACK HILLS



*Picea glauca var. densata*

H: 20-40' S: 10-15' Rate: S

Small to medium height evergreen with dense habit and broad pyramidal form. Good to use as wind break.

6' Limited quantities available 475.00

7' 575.00

## SPRUCE, COLORADO (Blue & Green)



*Picea pungens*

H: 40-60' S: 15-20' Rate: S

Densely pyramidal tree. Requires a well drained soil.

4-5' Limited quantities available 375.00

6' 475.00

## SPRUCE, DWARF ALBERTA



*Picea glauca 'Conica'*

H: 4-6' S: 3' Rate: S

Slow growing, densely pyramidal form. Plant in locations protected from harsh winds.

#7 180.00

## SPRUCE, GLOBE BLUE



*Picea pungens 'Montgomery'*

H: 5' S: 5-6' Rate: S

Compact evergreen with striking blue foliage. Makes a nice accent.

#10 350.00

Schwarz Nursery will try to hold prices constant throughout the year; prices, however, are subject to change without notice.

# EVERGREENS

## SPRUCE, NORWAY



### *Picea abies*

H: 60-80' S: 25-30' Rate: M

Bright green foliage on this soft-needed tree. Branch tips weep gracefully on mature specimens.

6'	Limited quantities available	475.00
7'		575.00

## SPRUCE, NORWAY UPRIGHT



### *Picea abies* 'Cupressina'

H: 15-20' S: 3-4' Rate: S

Narrow upright form. Nice green color.

Limited quantities available

## SPRUCE, PUMILA



### *Picea abies* 'Pumila'

H: 3-4' S: 3-4' Rate: S

Neat, compact, green needle evergreen. Rounded habit when young.

#2	60.00
----	-------

## SPRUCE, SERBIAN



### *Picea omorika*

H: 40-50' S: 25-30' Rate: S

Narrow, conical habit. Needles are glossy dark green with white stomatic lines underneath.

Limited quantities available

Schwarz Nursery will try to hold prices constant throughout the year; prices, however, are subject to change without notice.

# EVERGREEN

YEW



## Densiformis (spreading)

*H:* 4-6'      *S:* 5-7'      *Rate:* M

Lustrous, dark green foliage. Can be maintained in almost any shape and size. Requires well-drained soil. Size measured by width.

## Everlow (spreading)

*H:* 3-4'      *S:* 4-5'      *Rate:* S-M

Low growing spreader with dark green needles. Size measured by width.

## Tauntoni (spreading)

*H:* 3-4'      *S:* 3-4'      *Rate:* S-M

Dark green foliage on this compact spreading form. Very resistant to winter burn. Size measured by width.

## Hicks (upright)

*H:* 4-8'      *S:* 3-5'      *Rate:* M

Lustrous, dark green foliage. Naturally grows in an upright fashion about twice as high as wide. Requires well-drained soil. Size measured by height.

All Varieties		
15"		79.00
18"		95.00
24"		109.00
Larger sizes available, very limited		

Schwarz Nursery will try to hold prices constant throughout the year; prices, however, are subject to change without notice.

# BROADLEAF EVERGREENS

## AZALEA, KAREN



H: 2-3'

S: 2-4'

Rate: M



Covered with bright lavender-pink blossoms in spring. Excellent glossy, fine-textured leaves in summer turning red in fall. Semi-evergreen.

#3

59.00

## AZALEA, STEWARTSTONIAN



H: 2-3'

S: 2-3'

Rate: M



Single, bright red flowers on upright plant. Red fall color. Semi-evergreen.

#3

59.00

## BOXWOOD

### Chicagoland Green



H: 3'

S: 3-4'

Rate: S-M



Attractive, medium-green leaves on this plant with a broad-oval habit. Very dense. Protect from harsh winter winds. Can be maintained at 1-2'.

Size measured by width.

### Green Velvet



H: 2-3'

S: 3'

Rate: S



Rounded form, makes a nice hedge plant. A hardy Boxwood with good green winter color.

Size measured by width.

### Green Velvet & Chicagoland

15"

Size measured by width.

95.00

18"

110.00

21"

Supply is limited

135.00

24"

on larger sizes

175.00

### Green Mountain



H: 4-5'

S: 3'

Rate: S



Upright, pyramidal, tightly branched form. Foliage is dark green. Size measured by height.

Limited availability

Schwarz Nursery will try to hold prices constant throughout the year; prices, however, are subject to change without notice.

# BROADLEAF EVERGREENS

## EUONYMUS, EMERALD GAIETY



H: 3-4'

S: 3-4'

Rate: M



Leaves are green with white edge. Pink tinged in winter.

#3

45.00

## EUONYMUS, EMERALD 'N GOLD



H: 2-4'

S: 3-4'

Rate: M



Beautiful, bi-colored leaves: vivid gold border with emerald green. Prefers a protected location.

#3

45.00

## EUONYMUS, SARCOXIE



H: 3-4'

S: 4-5'

Rate: S



Upright habit with bright green leaves. Will grow up to 4' or can be trimmed to form a low hedge. Will also climb on masonry or wood.

#5

45.00

## INKBERRY, DWARF



H: 2-3'

S: 2-3'

Rate: M



Compact, dense evergreen with handsome, dark green, glossy leaves. Performs well in moist soils.

#3

59.00

## RHODODENDRON, P.J.M.



H: 3-4'

S: 3-4'

Rate: M



Small, lavender flowers completely cover the plant in spring. The small leaves are dark green in summer turning plum-purple in fall and winter. Tolerant of open, exposed locations as long as the soil is acidic and well-drained.

#3 & #5

89.00

## RHODODENDRON, P.J.M. ELITE



H: 3-4'

S: 3-4'

Rate: M



Lavender-pink flowers in spring on a compact growing plant. Leaves turn bronze-red in fall and winter. Needs a well drained soil.

#3

89.00

## RHODODENDRON, P.J.M. LANDMARK



H: 4-5'

S: 3-4'

Rate: M



Dark pink flowers in spring on a compact growing plant. Leaves turn bronze-red in fall and winter. Needs a well drained soil.

#3

89.00

# PLANT REFERENCE

## SHADE TOLERANT

### TREES

Amelanchier	Maple, Japanese
Dogwood	Maple, Paperbark
	Redbud

### SHRUBS

Buckeye, Bottlebrush	Fothergilla
Chokeberry	Hydrangea
Clethra	Kerria
Cotoneaster	Lilac, Dwarf
Currant	Privet, Cheyenne
Dogwood	Sumac
Diervilla	Viburnum
Forsythia	Witchhazel

### EVERGREENS

Arborvitae	Holly
Azalea	Microbiota
Boxwood	Pine (some)
Euonymus	Rhododendron
Hemlock	Yew

## DROUGHT TOLERANT

Based on established plantings

### TREES

	Pear, Orn
Crabapple	Pine
Coffeetree	Planetree
Honeylocust	Spruce

### SHRUBS

Barberry	Potentilla
Chokeberry	Privet
Cotoneaster	Rose, Hardy Shrub
Currant	Smokebush
Diervilla	Sumac

## WATER TOLERANT

### TREES

Amelanchier	Dogwood
Baldcypress	Honeylocust
Birch, River	Katsuratree
	Swamp White Oak

### SHRUBS

Chokeberry	Inkberry
Clethra	Viburnum (not all)
Dogwood	Willow
Forsythia	Witchhazel
Hydrangea	

# PLANT REFERENCE

## SALT TOLERANT

Amelanchier  
Baldcypress  
Coffee tree

## TREES

Ginkgo  
Honeylocust  
Horsechestnut  
Lilac, Japanese Tree

## SHRUBS

Barberry  
Clethra  
Cotoneaster  
Hydrangea  
Juniper

Lilac, Miss Kim  
Potentilla  
Rose, Hardy Shrub  
Spirea  
Sumac  
Witchhazel

## OTHER PLANTS

We carry a large selection of Perennials, Roses and Fruit Trees. Visit our informational handout section inside the Garden Center for variety and price lists.

Ornamental Grasses

Roses

Vines & Clematis

Groundcovers

Fruit Trees & Small Fruits

Hosta

## Perennial Garden club Join today

Become a member of our Perennial Garden Club. The membership fee is only \$10. You receive a member card and packet of useful information. Members receive a 10% discount on all perennials, grasses, vines and groundcovers that they purchase for this year. Your discount is in addition to any sales promotions that we may be offering on perennials at the time of your visit.

## NOTES

# SCHWARZ NURSERY PLANTING CHARGES

Fees for plant installation are as follows:

**60%** of the cost of each plant  
for all plants under \$250.00

**40%** of the cost of each plant  
for all plants \$250.00 or more

This is a **per plant** charge.  
Add **delivery charge** for your area.

\*\*\*\*\*

## **ADDITIONAL LABOR CHARGE of \$100.00 per 1/2 hour for a 3-man crew**

will apply for excess root removal, stump removal  
or difficult site access. Additional delivery and  
labor charges will apply if Schwarz is not able to  
plant due to incomplete third party stump removal.  
We will only haul away material we remove..

\*\*\*\*\*

All plants priced \$450 and over **MUST** be planted  
by Schwarz Nursery or the guarantee is void.

\*\*\*\*\*

## **BALL WEIGHT GUIDE**

Ball depth approximately 60% of diameter.

<u>Caliper</u>	<u>Approx. Diameter of Ball</u>	<u>Estimated Weight in Pounds</u>
1 1/2"	18"	200
2"	24"	400
2 1/2"	28"	600
3"	32"	1000
3 1/2"	36"	1300
4"	40"	1700
4 1/2"	44"	2300
5"	48"	3000
5 1/2"	50"	3800
6"	54"	5000



## **RETAIL PLANT MATERIAL DELIVERY FEES**

### **AREA A: \$65.00**

Addison, Bartlett, Bensenville, Bloomingdale, Carol Stream, Elmhurst, Glen Ellyn, Glendale Heights, Itasca, Lombard, Medinah, Roselle, Villa Park, Wheaton, Wood Dale

### **AREA B: \$85.00**

Arlington Heights, Bellwood, Berkeley, Broadview, Clarendon Hills, Downers Grove, Elk Grove, Franklin Park, Hanover Park, Hillside, Hinsdale, Keeneyville, Lisle, Maywood, Melrose Park, Northlake, Oak Brook, Oakbrook Terrace, Palatine, Rolling Meadows, Schaumburg, Stone Park, Streamwood, Warrenville, Wayne, West Chicago, Westchester, Westmont, Willowbrook, Winfield, Woodridge

### **AREA C: \$120.00**

Batavia, Berwyn, Bolingbrook, Brookfield, Buffalo Grove, Burr Ridge, Darien, Des Plaines, Elgin, Elmwood Park, Forest Park, Geneva, Hoffman Estates, Inverness, LaGrange, LaGrange Park, Mt Prospect, Naperville, Norridge, Oak Park, Park Ridge, Prospect Heights, River Forest, River Grove, Riverside, Rosemont, Schiller Park, South Barrington, South Elgin, St Charles, Western Springs

### **AREA D: \$170.00**

Algonquin, Aurora, Barrington, Barrington Hills, Long Grove, Lemont, North Aurora, Sugar Grove, Willow Springs

We do not plant or deliver in the city of Chicago

### **OTHER:**

Delivery charges to any town not listed above will be calculated at an hourly rate.



21 w 020 Army Trail Road  
Addison, IL 60101  
(NW Corner of Army Trail & Rt. 53)

Phone: 630-627-6261

Email:  
Info @Schwarznursery.com

Website:  
[www.SchwarzNursery.com](http://www.SchwarzNursery.com)